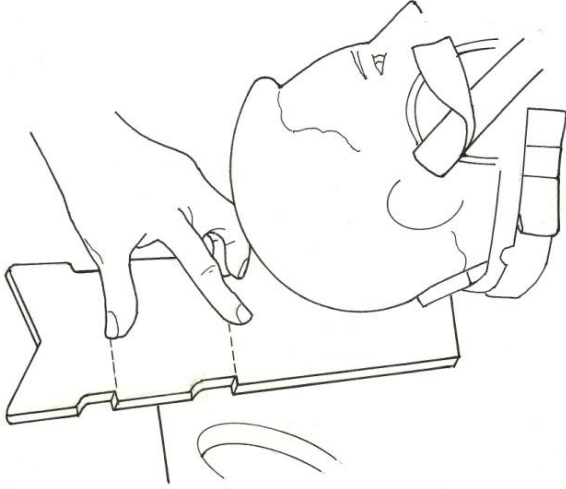
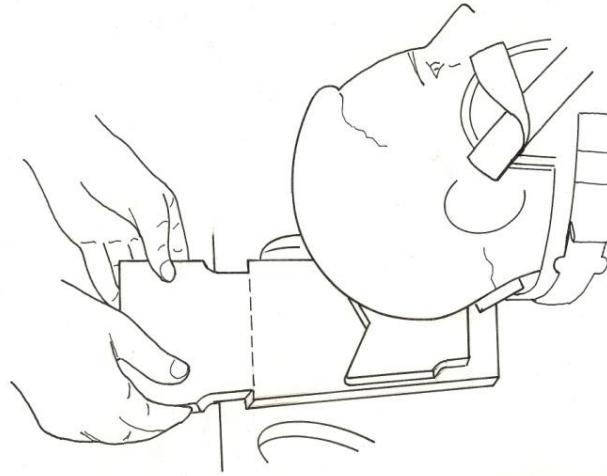


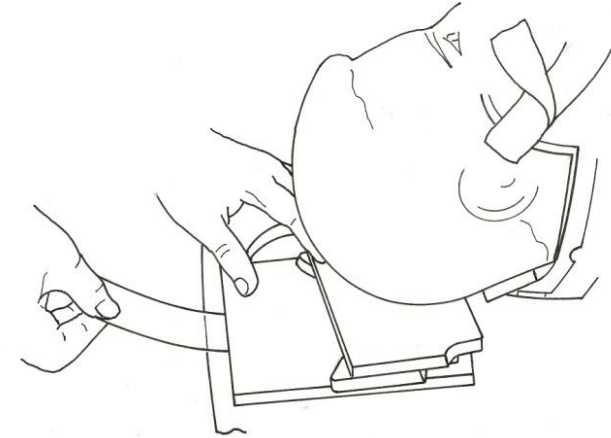
- ① Slide the arrow shaped Occipital Support Pad under the patient's head.



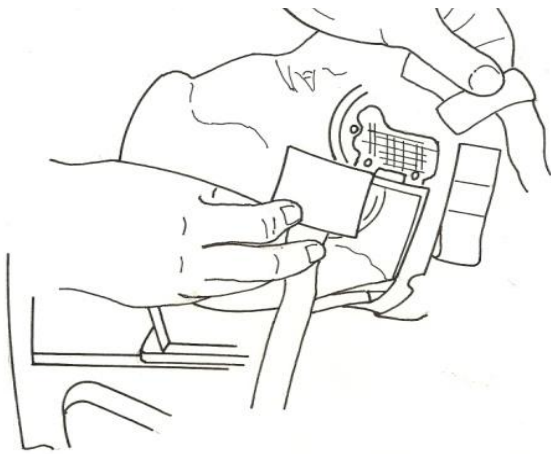
- ② Use the Tear-Off Pads as needed to maintain patient's proper alignment.




- ③ Pull the clear film strip to adhere the Occipital Support Pad to the backboard.



- ④ Briefly remove the X-Strap to place the square end of the Securing Strap on the cheek Velcro. Reattach X-Strap.



- ⑤ Wrap the securing strap to the backboard taking off the slack. **DO NOT OVER TIGHTEN.**



- ⑥ Repeat steps 4 and 5 on the opposite side.

